PM: Power-Supply Module

PM 10/30

Seite 2

PM 25-50 /30

Seite 4



PM 130/30

Seite 7

PM 260/30

Seite 10



PM 520/30

Seite 12

PM 520/30/60

Seite 16

PE: Power-Supply Europakarte

PE 130

Seite 18

PE 260

Seite 22



SERVOWATT GmbH, Graevenitz-Str. 1-5, 70839 Gerlingen, Tel: 0049-(0)7156-24041, Fax: -29944, Mail: info@servowatt.de

PM10 10 Watt Netzteil - Abmessungen

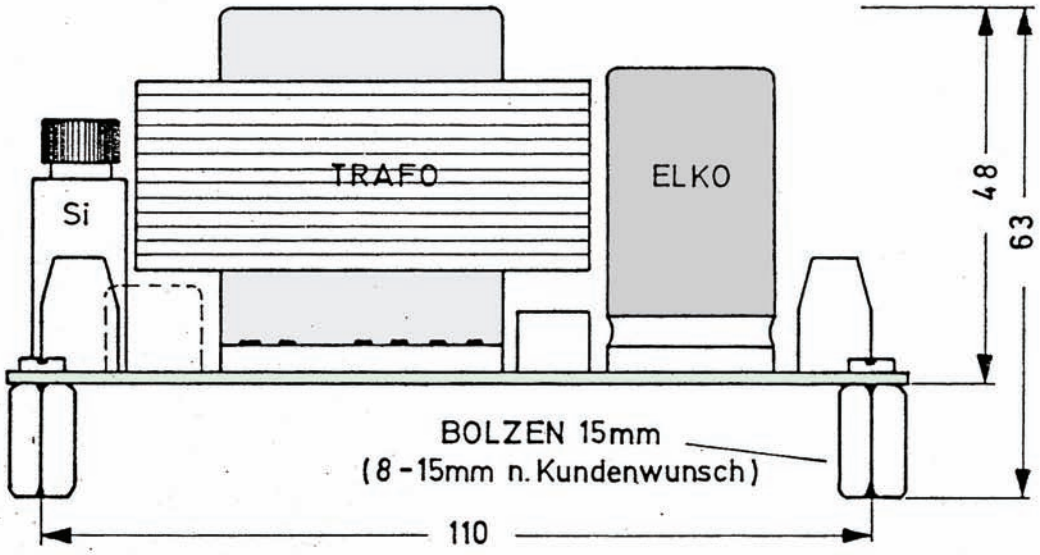

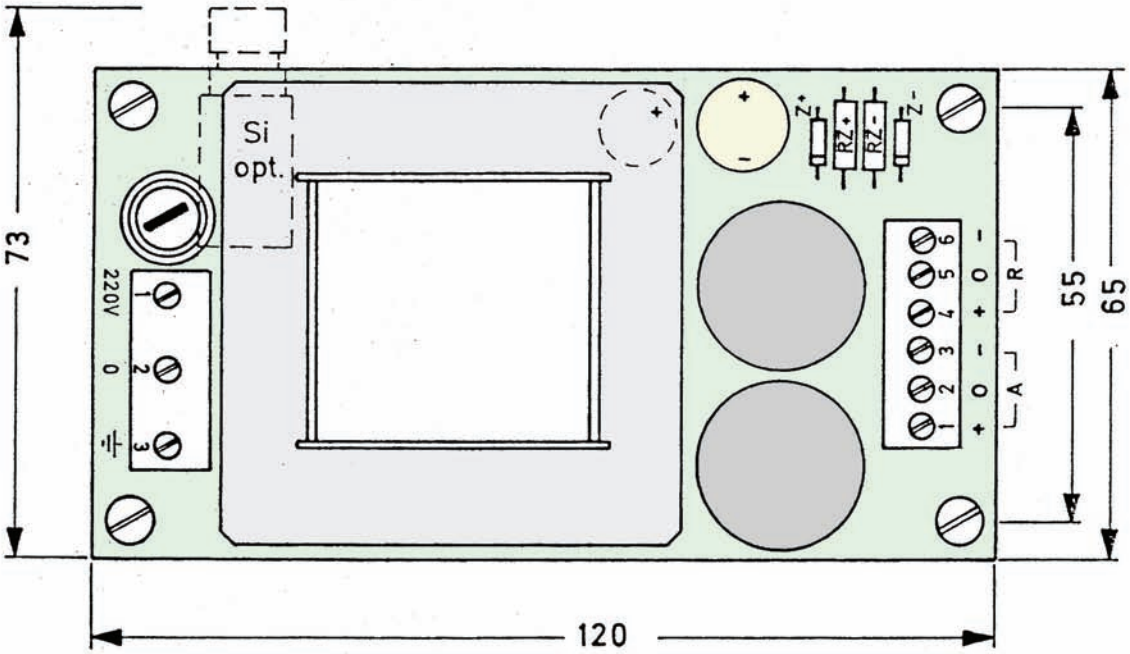

SERVOWATT GmbH, Graevenitz-Str. 1-5, 70839 Gerlingen, Tel: 0049-(0)7156-24041, Fax: -29944, Mail: info@servowatt.de

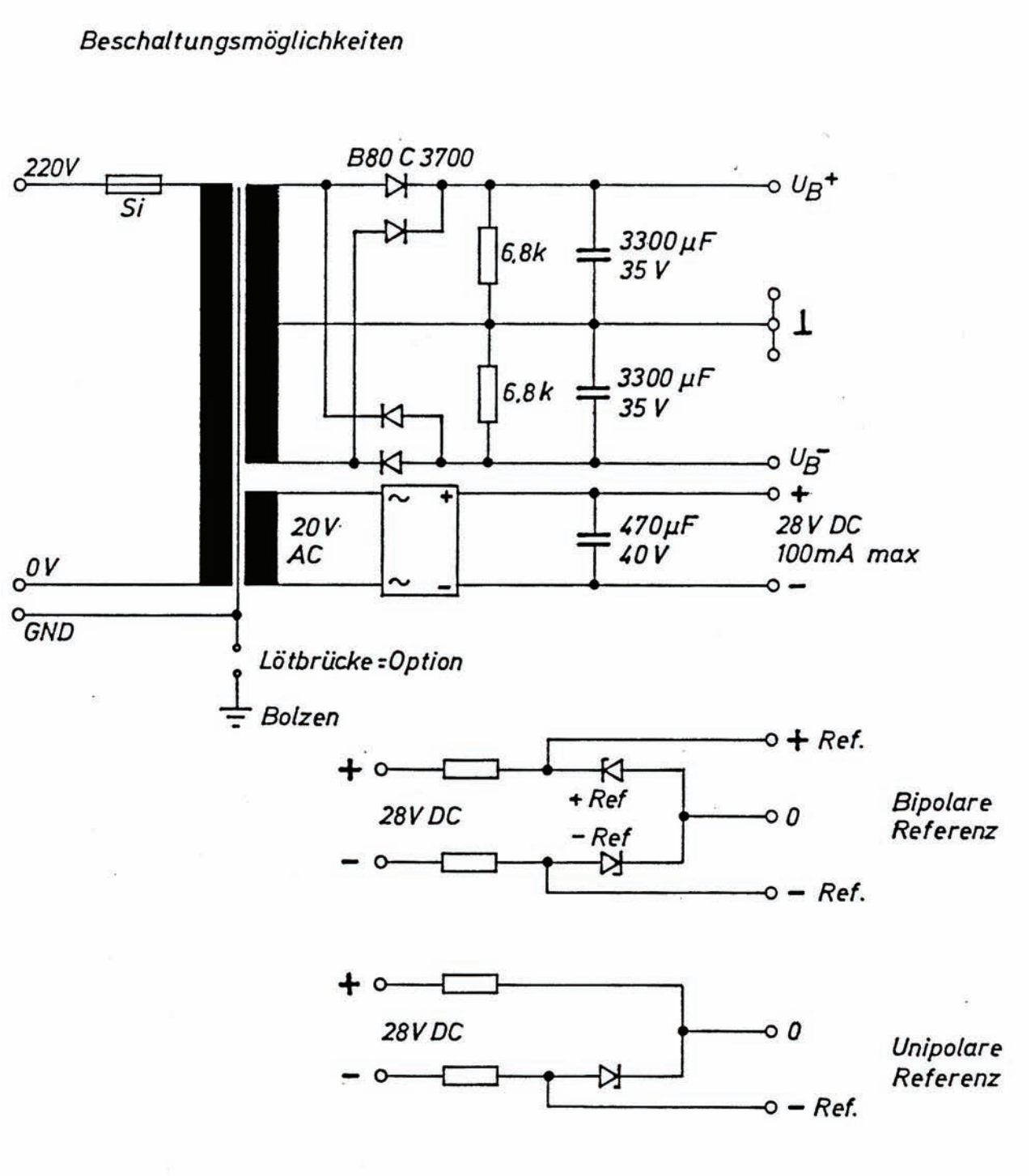

SERVOWATT GmbH, Graevenitz-Str. 1-5, 70839 Gerlingen, Tel: 0049-(0)7156-24041, Fax: -29944, Mail: info@servowatt.de

HOEHE	PM25	PM50
H1	73	87
H2	58	72

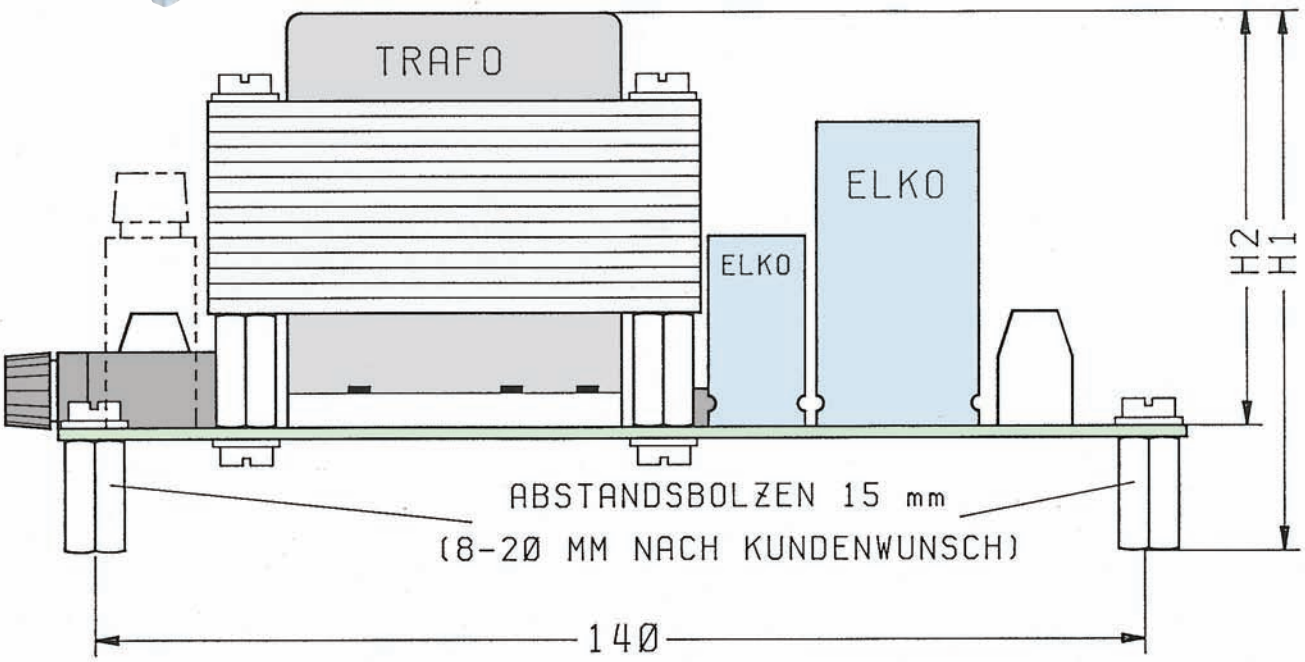

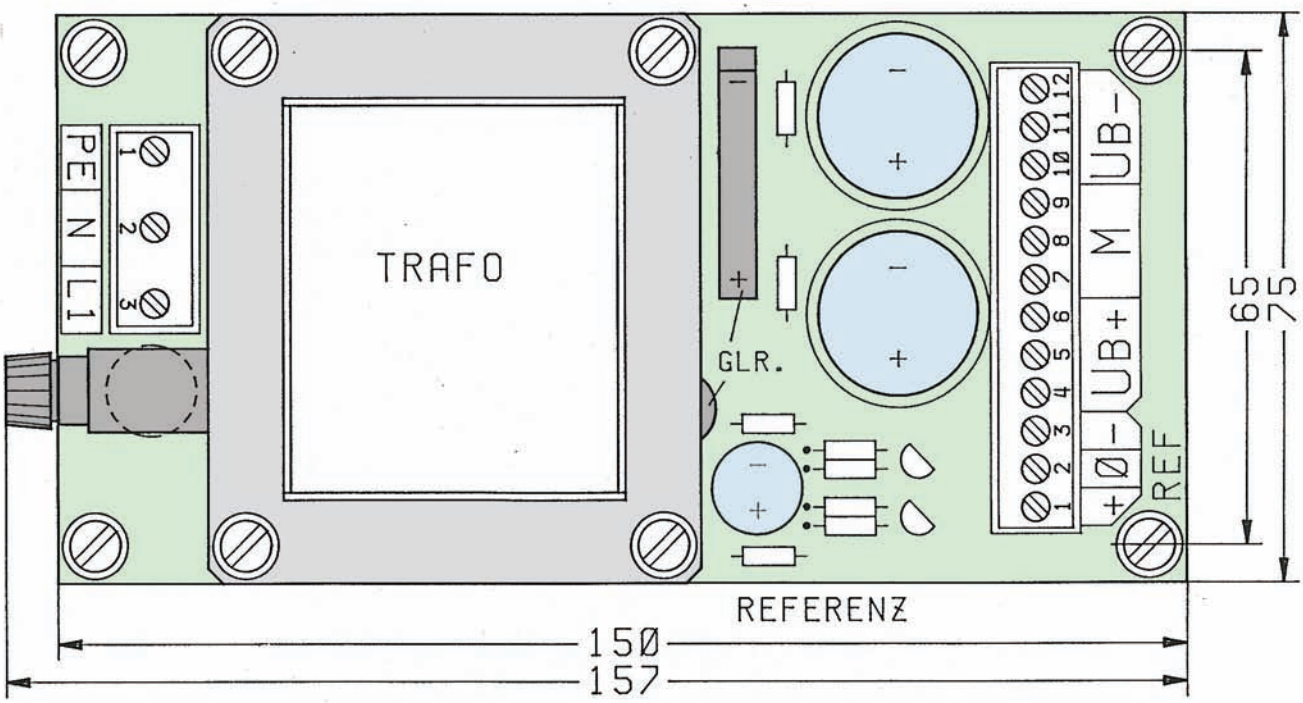

SERVOWATT GmbH, Graevenitz-Str. 1-5, 70839 Gerlingen, Tel: 0049-(0)7156-24041, Fax: -29944, Mail: info@servowatt.de

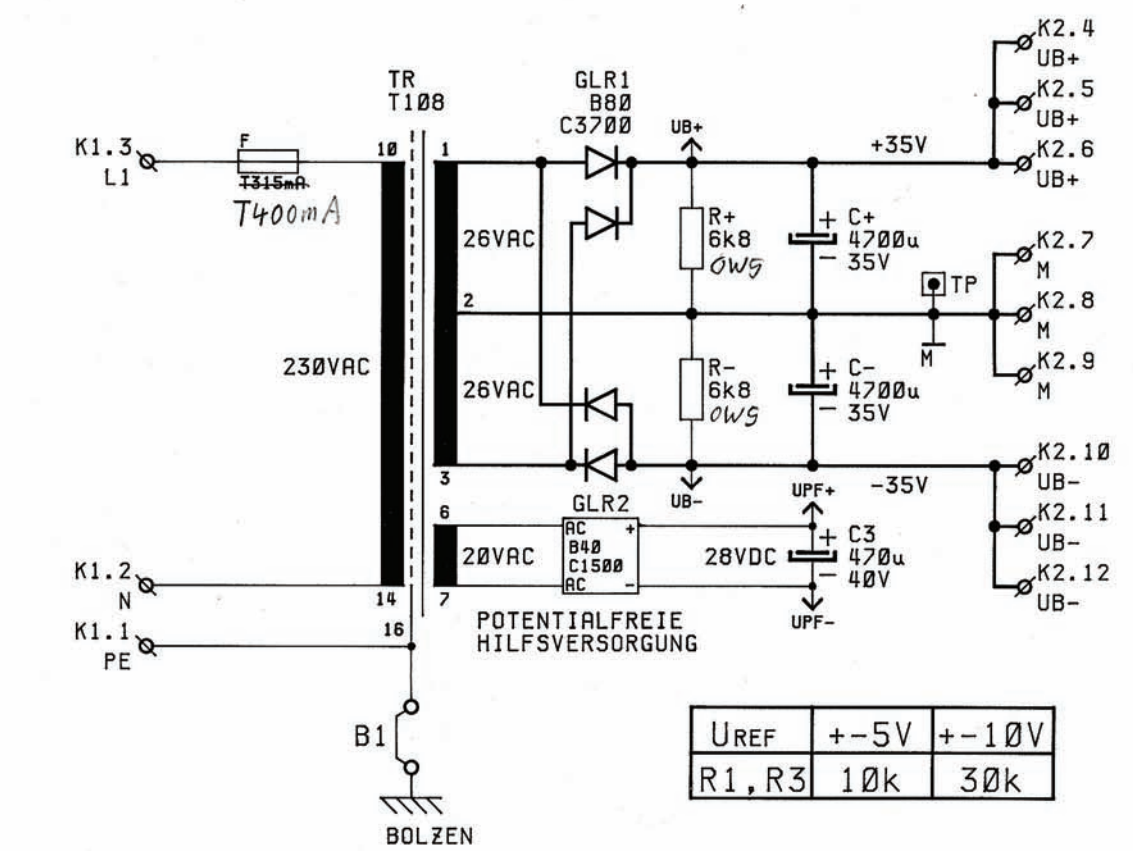

UREF	+-5V	+-10V
R1, R3	10k	30k

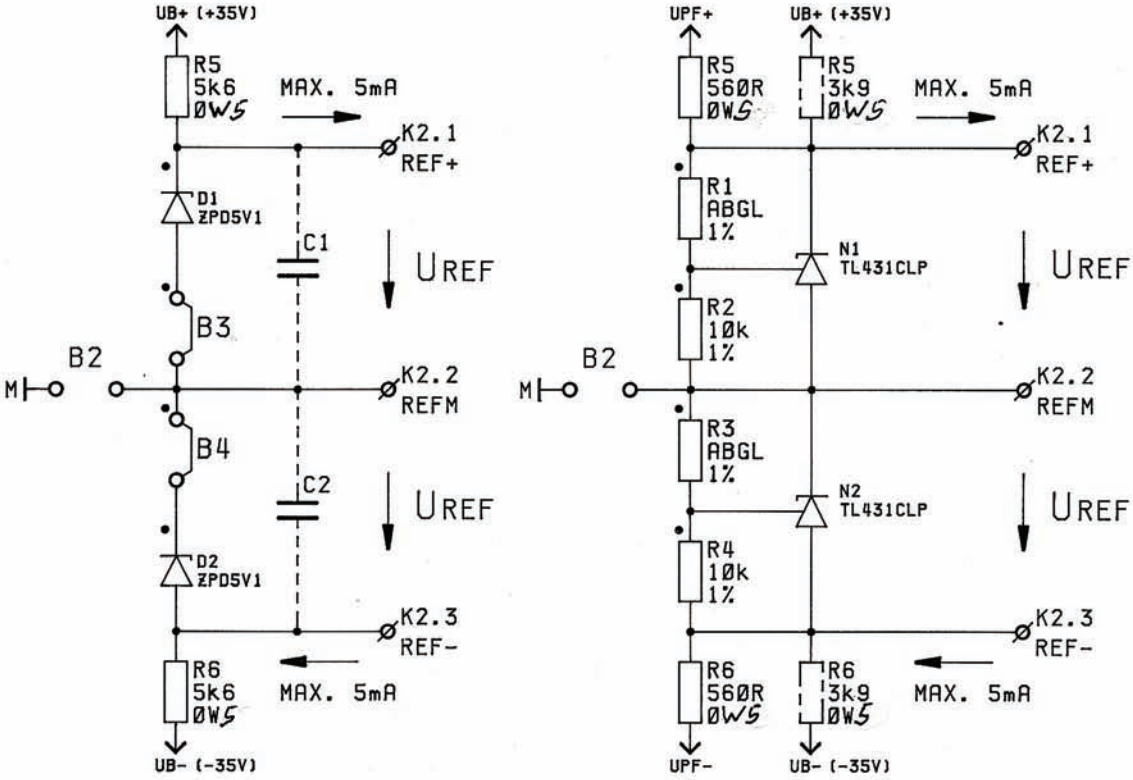

ANDERE REFERENZSPANNUNGEN AUF ANFRAGE

SERVOWATT GmbH, Graevenitz-Str. 1-5, 70839 Gerlingen, Tel: 0049-(0)7156-24041, Fax: -29944, Mail: info@servowatt.de

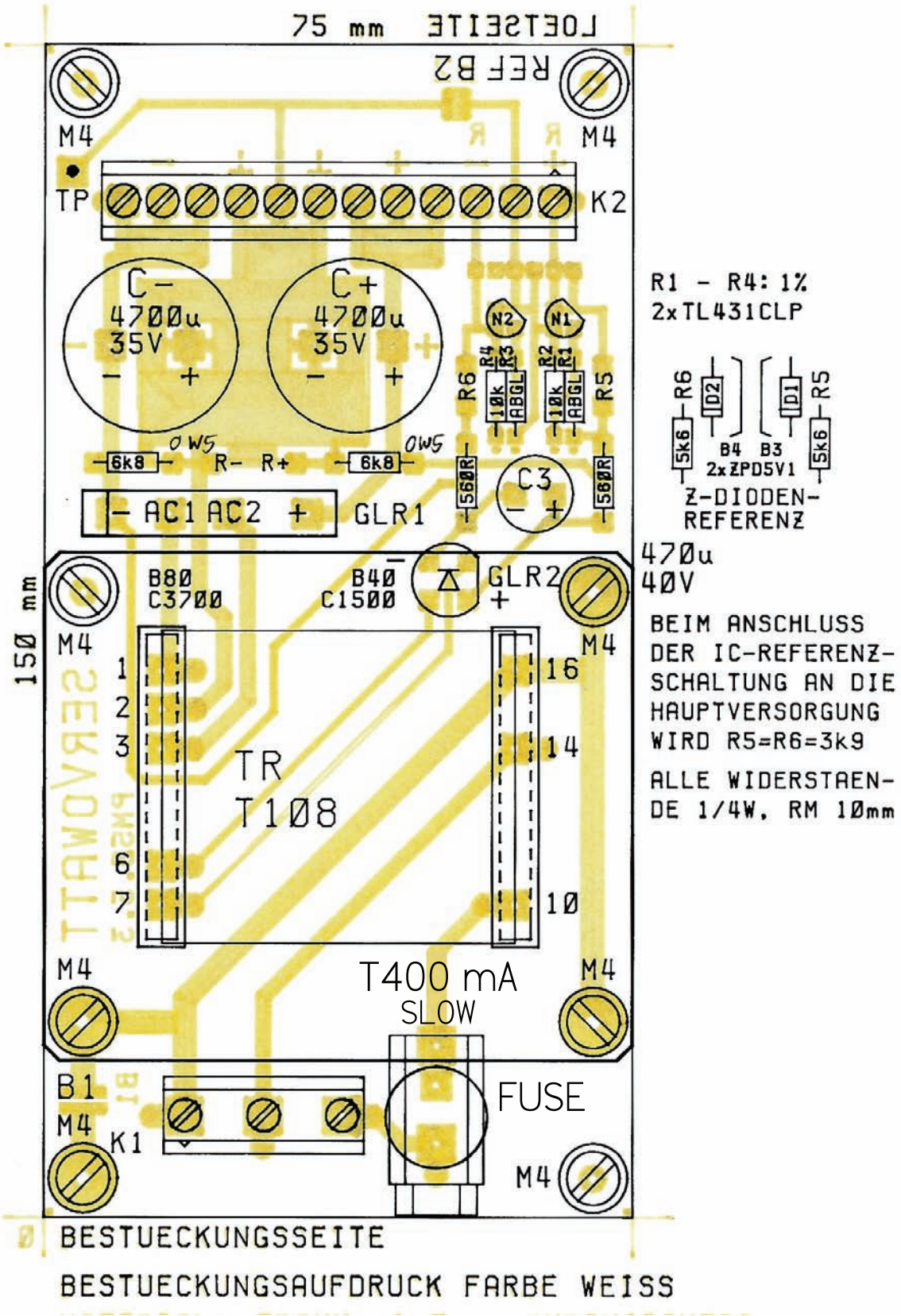

UREF	+-5V	+-10V
R1,R3	10k	30k

SERVOWATT GmbH, Graevenitz-Str. 1-5, 70839 Gerlingen, Tel: 0049-(0)7156-24041, Fax: -29944, Mail: info@servowatt.de



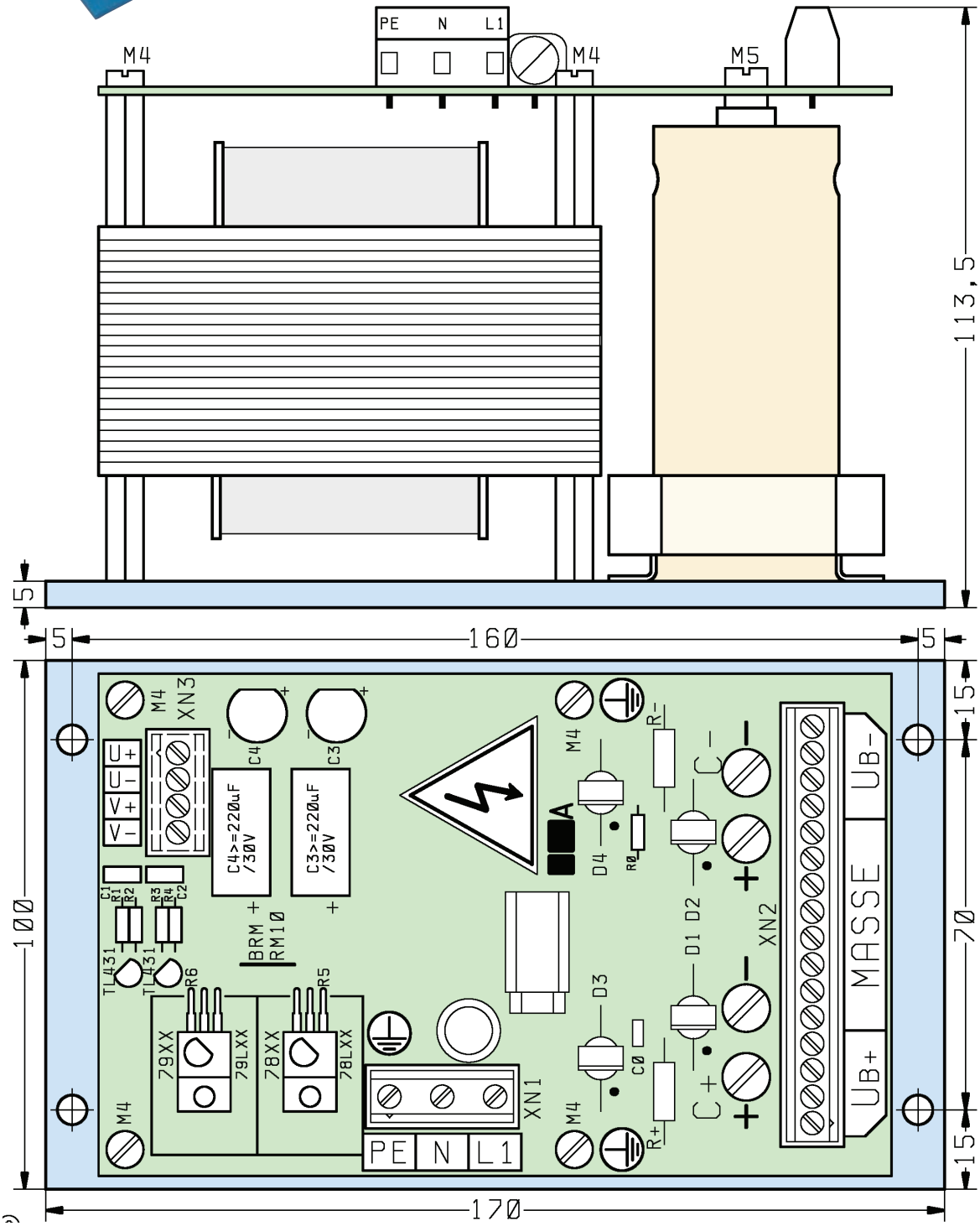

SERVOWATT GmbH, Graevenitz-Str. 1-5, 70839 Gerlingen, Tel: 0049-(0)7156-24041, Fax: -29944, Mail: info@servowatt.de

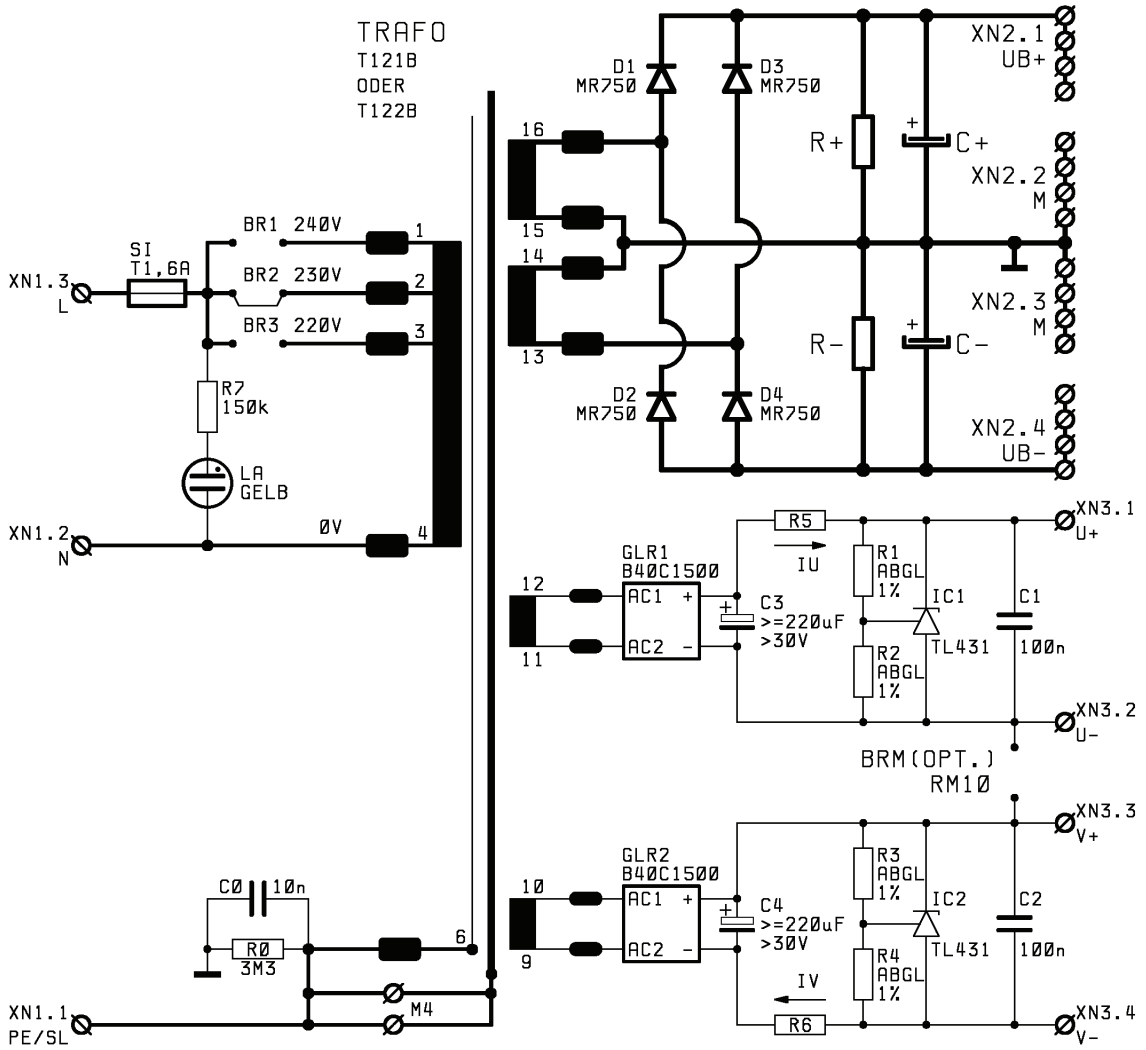

UB+/UB-	U_o +-DC	TRAFO	C1/C2	R1/R2	Pv(R1/R2)
+-35 V	25 V	T121B	10000u/40V	2k2	0,67 W
+-62 V	50 V	T122B	4700u/70V	5K6	0,83 W

U/V	R5/R7	R6/R8	IU/IV	R3/R4	Pv(R3/R4)
+-2,5 V	10k	∞	15,7 mA	1k5	0,44 W
+-5,0 V	10k	10k	17,5 mA	1k2	0,45 W
+-10 V	30k	10k	16,0 mA	1k0	0,33 W
+-15 V	150k	30k	16,2 mA	0k68	0,26 W

SERVOWATT GmbH, Graevenitz-Str. 1-5, 70839 Gerlingen, Tel: 0049-(0)7156-24041, Fax: -29944, Mail: info@servowatt.de

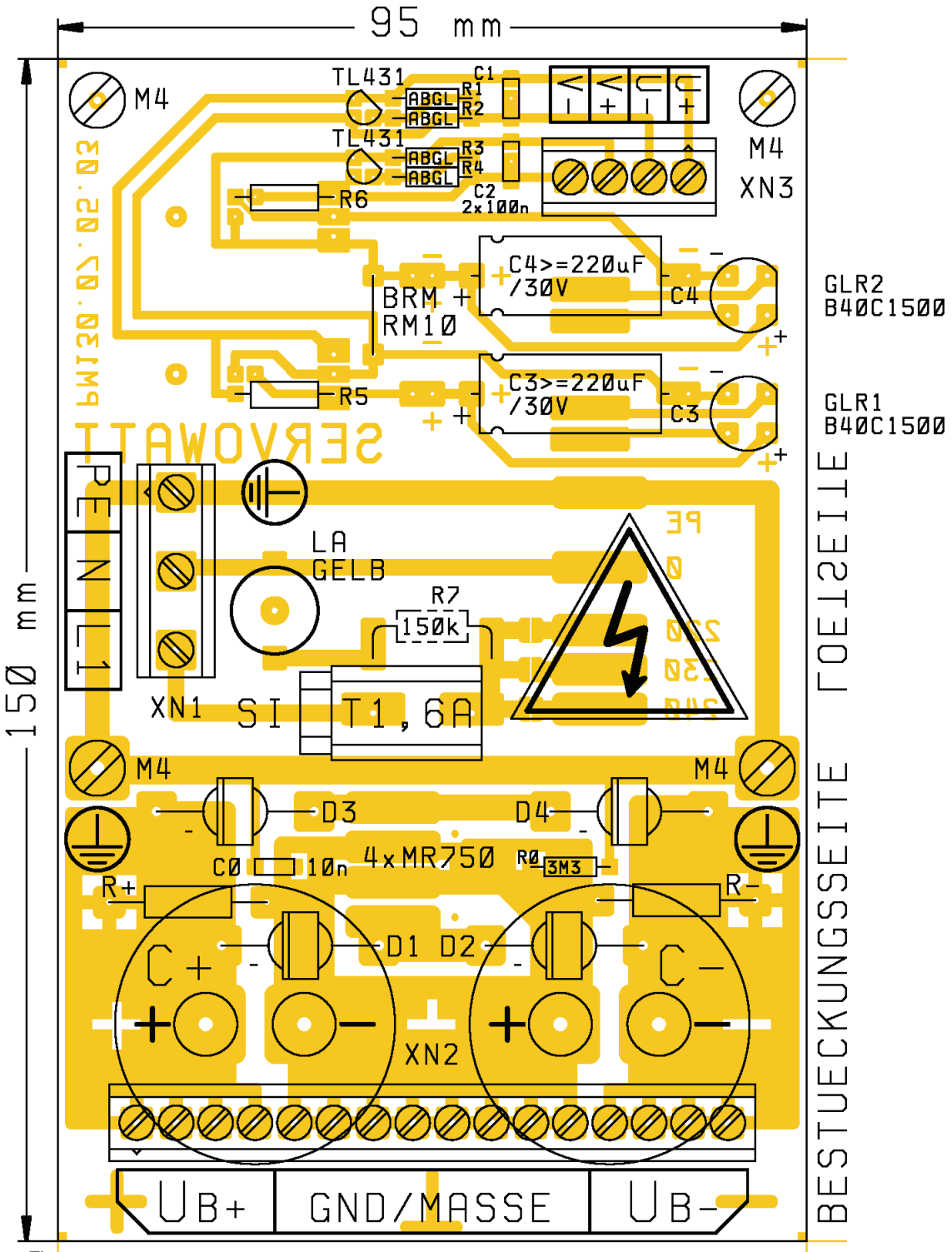

SERVOWATT GmbH, Graevenitz-Str. 1-5, 70839 Gerlingen, Tel: 0049-(0)7156-24041, Fax: -29944, Mail: info@servowatt.de

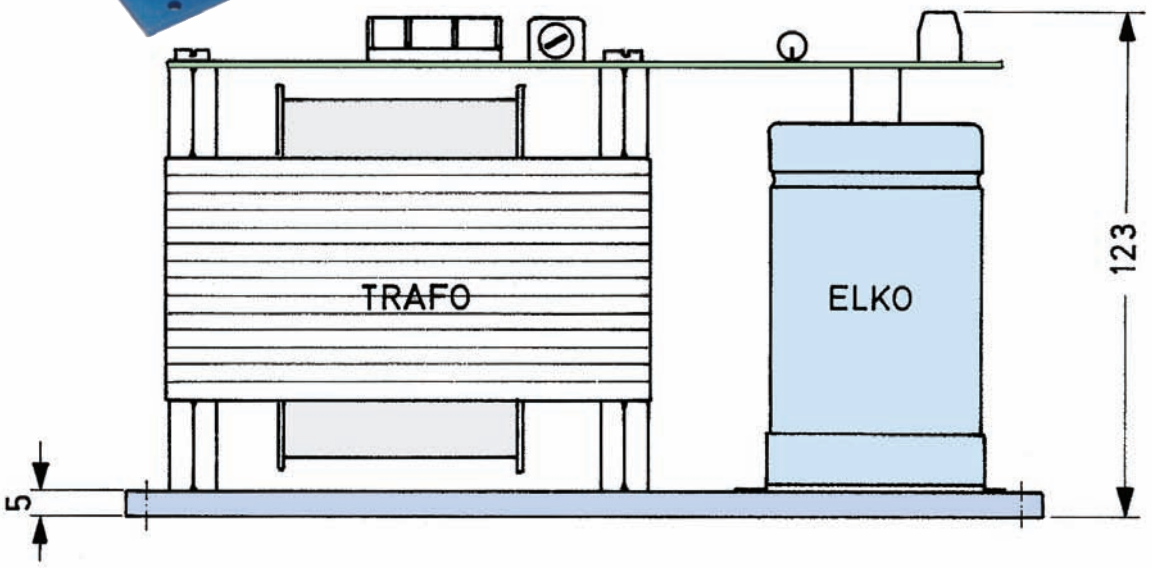

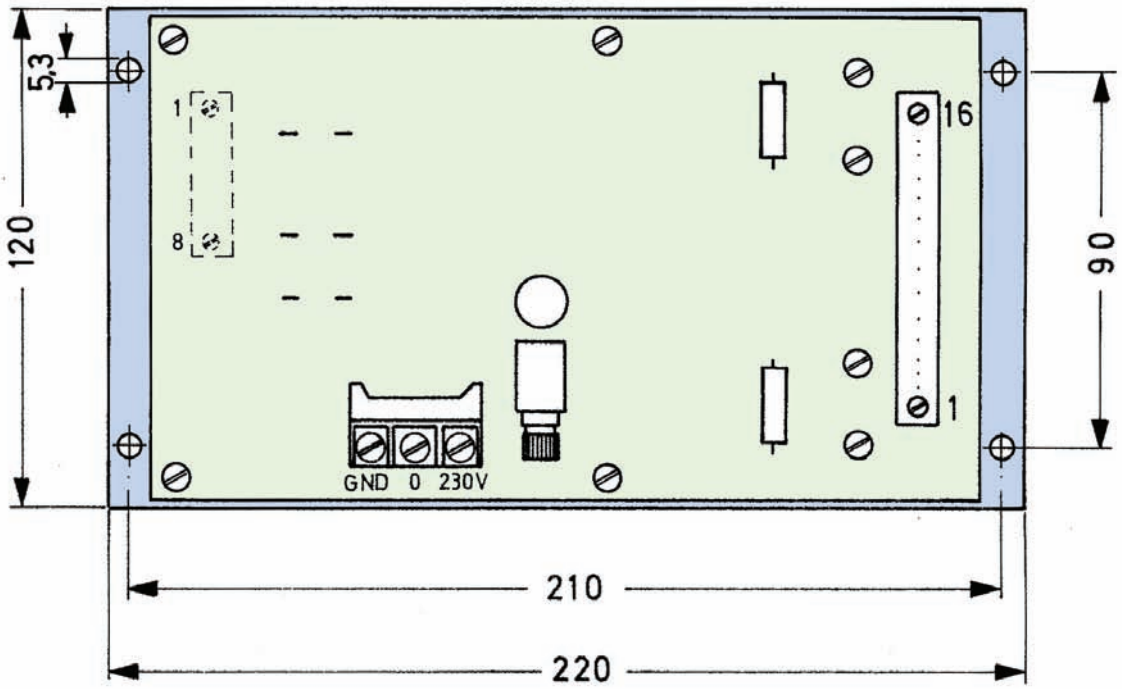

SERVOWATT GmbH, Graevenitz-Str. 1-5, 70839 Gerlingen, Tel: 0049-(0)7156-24041, Fax: -29944, Mail: info@servowatt.de

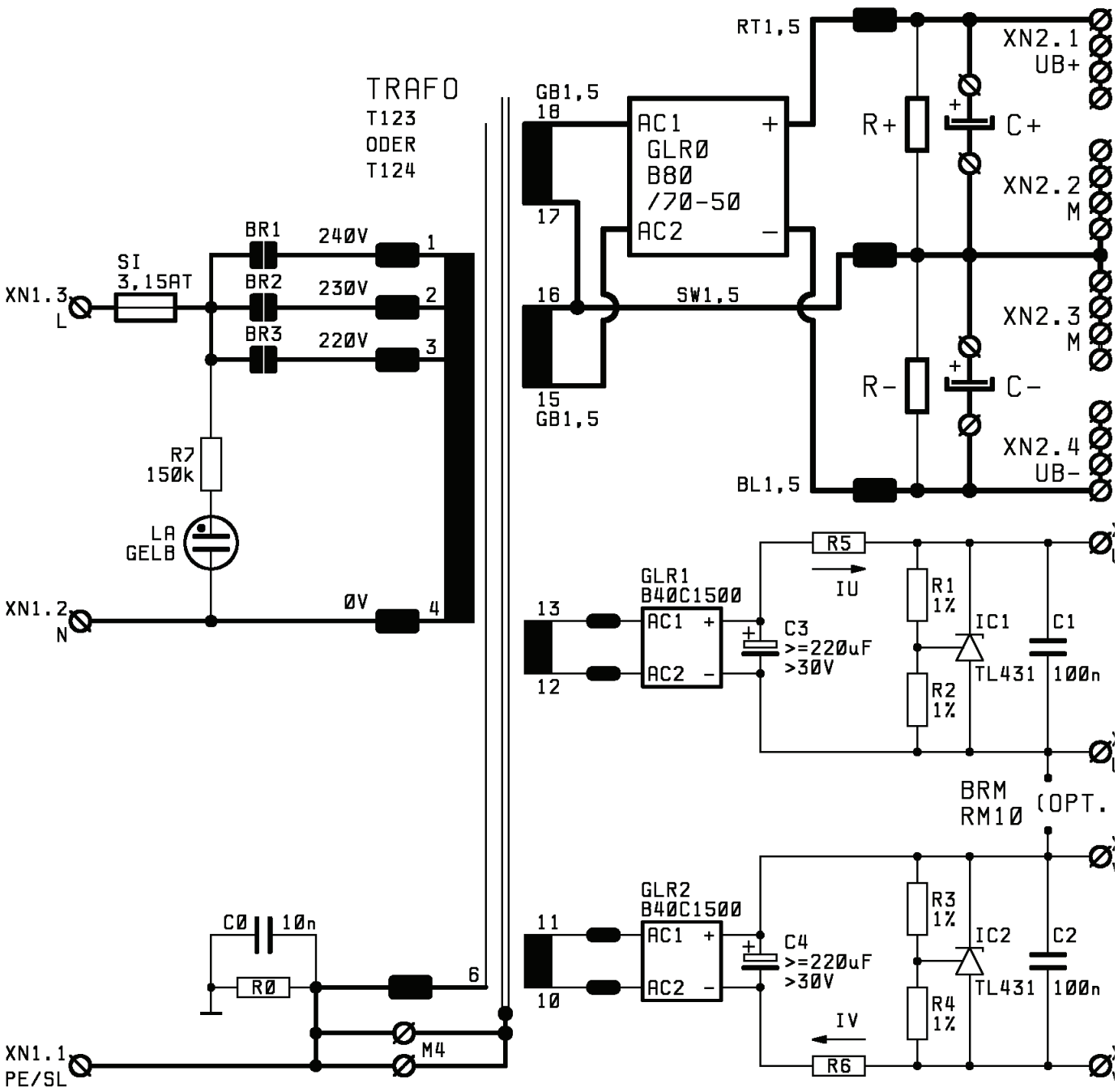

UB+/UB-	U_0 +-DC	TRAFO	C1/C2	R1/R2	Pv(R1/R2)
+-35 V	25 V	T123	33000u/40V	2k2	0,67 W
+-62 V	50 V	T124	18000u/70V	5k6	0,83 W

U/V	R5/R7	R6/R8	IU/IV	R3/R4	Pv(R3/R4)
+-2,5 V	10k	∞	15,7 mA	1k5	0,44 W
+-5,0 V	10k	10k	17,5 mA	1k2	0,45 W
+-10 V	30k	10k	16,0 mA	1k0	0,33 W
+-15 V	150k	30k	16,2 mA	0k68	0,26 W

SERVOWATT GmbH, Graevenitz-Str. 1-5, 70839 Gerlingen, Tel: 0049-(0)7156-24041, Fax: -29944, Mail: info@servowatt.de



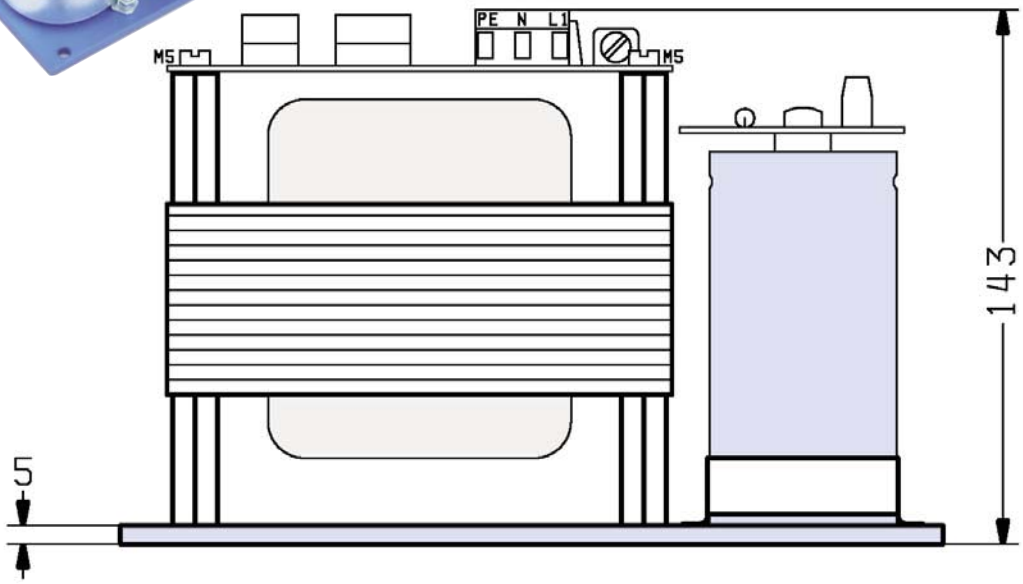

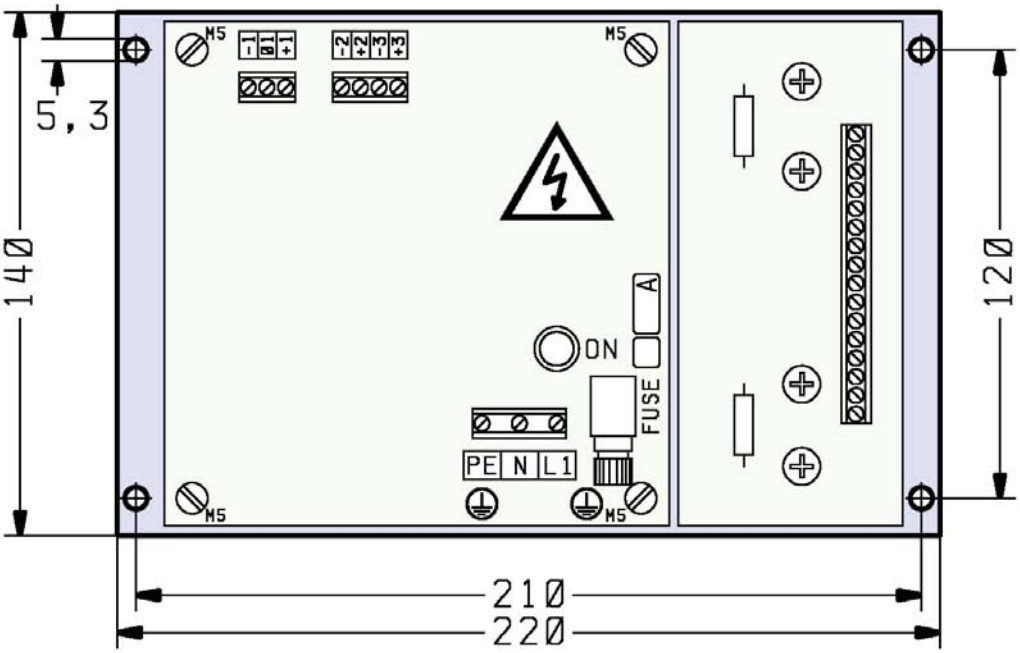

SERVOWATT GmbH, Graevenitz-Str. 1-5, 70839 Gerlingen, Tel: 0049-(0)7156-24041, Fax: -29944, Mail: info@servowatt.de

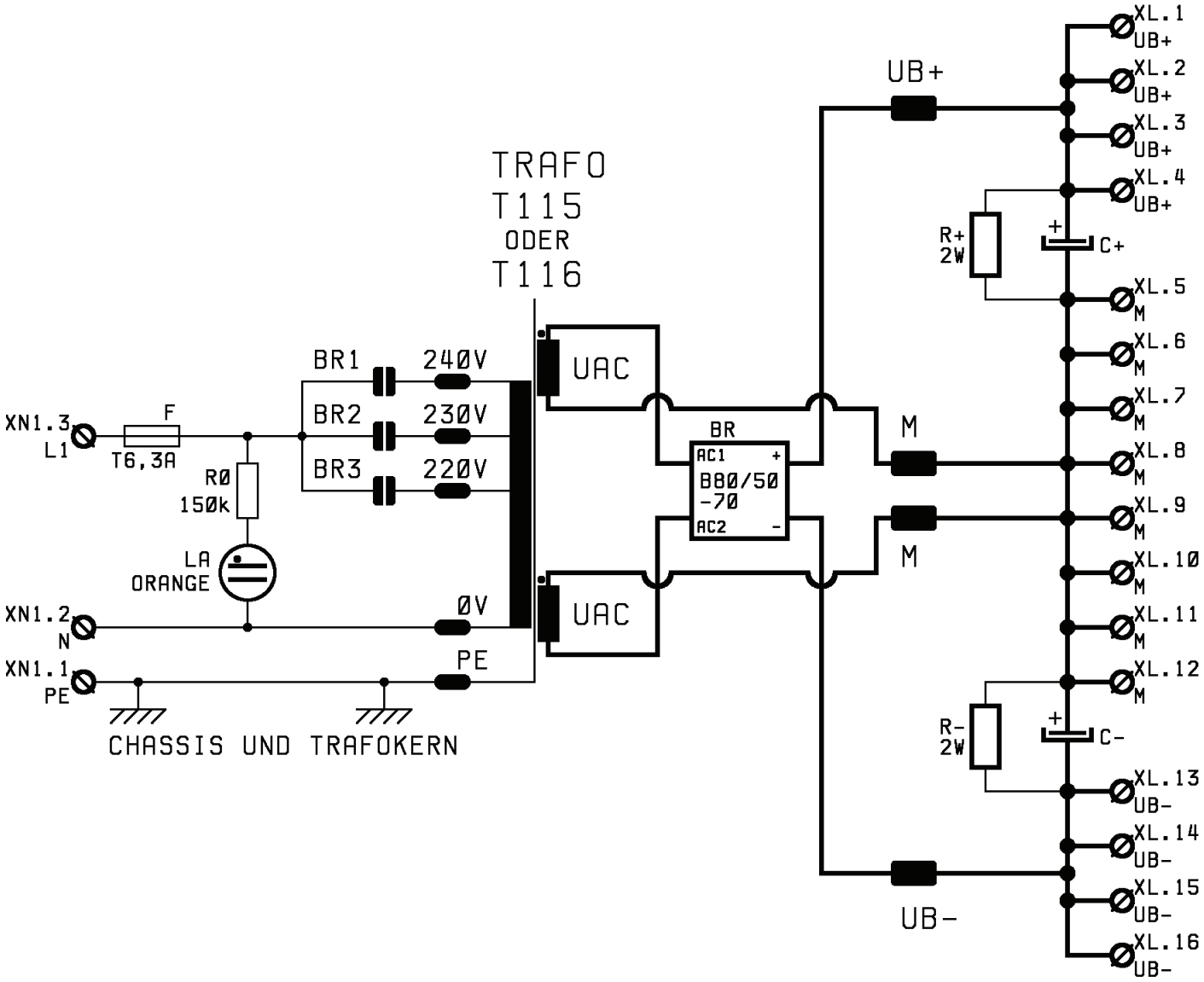

VERWENDETE PLATINE:

PM523.5.2

UB+-	UAC	TRAFO	C+/C-	R+/R-
+-35V	26VAC	T116	33000uF/40V	2k2
+-63V	45VAC	T115	18000uF/63V	5k6

SERVOWATT GmbH, Graevenitz-Str. 1-5, 70839 Gerlingen, Tel: 0049-(0)7156-24041, Fax: -29944, Mail: info@servowatt.de

VOLLWEGGLEICHRICHTUNG
Z. B. BIS +-24V

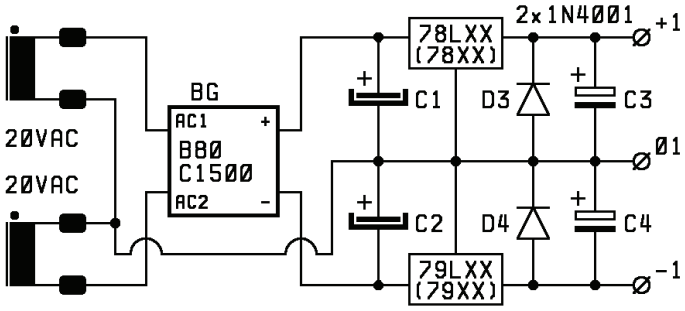

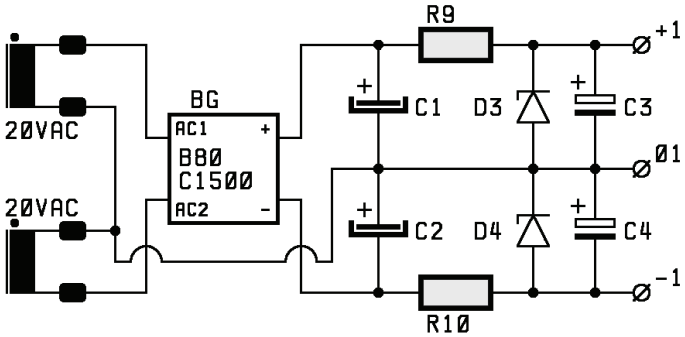

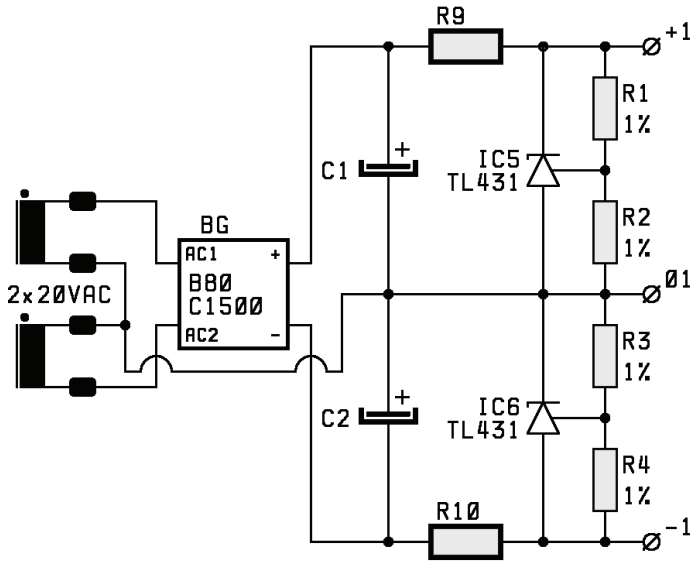

EINWEGGLEICHRICHTUNG
Z. B. BIS +-18V

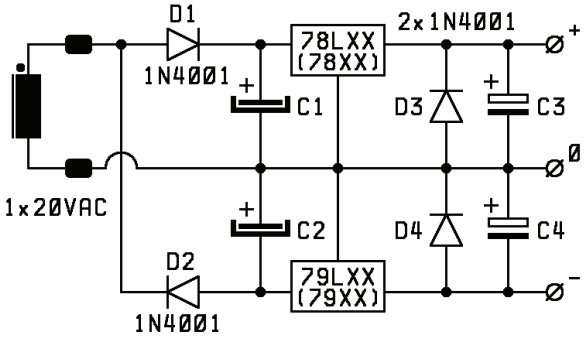

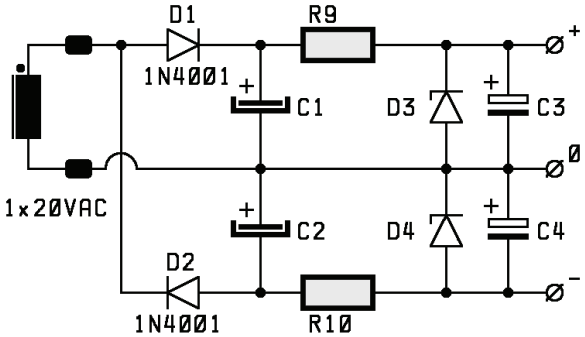

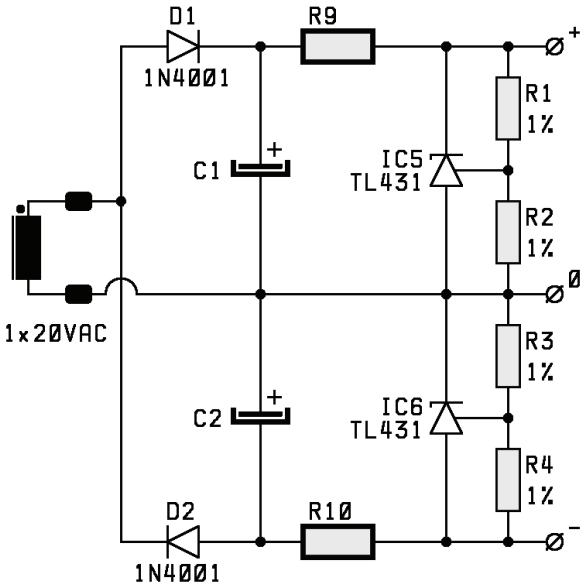

D1 BIS D4	RASTER	10 mm			
C1,C2	RASTER	25 mm	, 30 mm	, 35 mm	, 40 mm
C3,C4	RASTER	2,5 mm	, 5 mm		
RZ+,RZ-	RASTER	15 mm	, 20 mm		

AUSGANGSSKLEMME XN2: RASTER 5,00 mm

VERWENDETE PLATINE: PM523.5.2

MAX. STROMBELASTUNG EINER STANDARDZUSATZWICKLUNG:200mA eff.

SERVOWATT GmbH, Graevenitz-Str. 1-5, 70839 Gerlingen, Tel: 0049-(0)7156-24041, Fax: -29944, Mail: info@servowatt.de

VOLLWEGGLEICHRICHTUNG /SYMMETRISCHE DOPPEL-SPANNUNGEN Z. B. BIS +-24V

EINWEGGLEICHRICHTUNG /ZWEI GALVANISCH GETRENNTE EINZELSPANNUNGEN

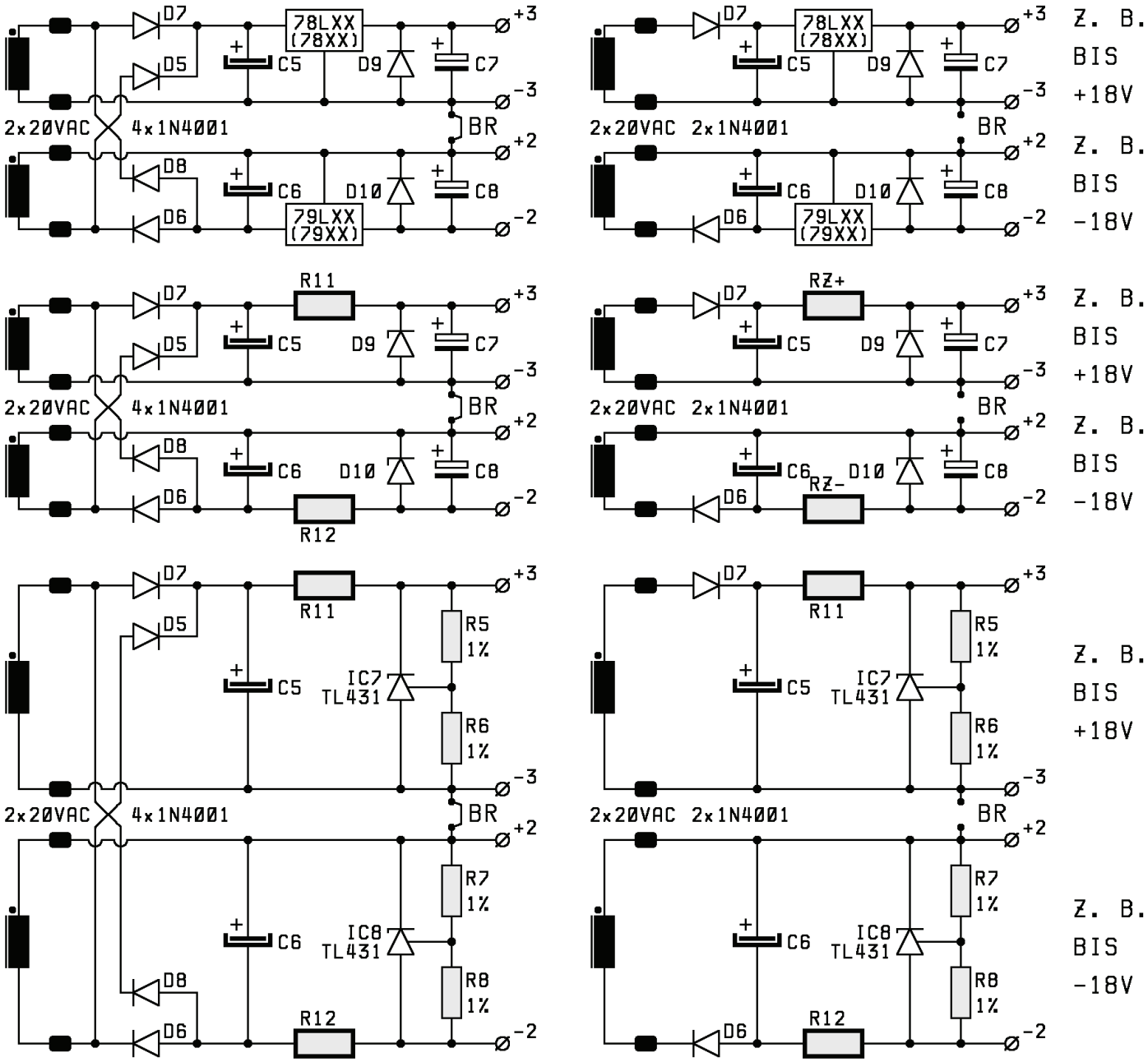

D5 BIS D10	RASTER	10 mm	
C5,C6	RASTER	25 mm , 30 mm , 35 mm , 40 mm	
C7,C8	RASTER	2,5 mm , 5 mm	
RZ+,RZ-	RASTER	15 mm , 20 mm	
AUSGANGSKLEMME K4	RASTER 5,00 mm		

SERVOWATT GmbH, Graevenitz-Str. 1-5, 70839 Gerlingen, Tel: 0049-(0)7156-24041, Fax: -29944, Mail: info@servowatt.de



Sonderversion nach Kundenwunsch: Nicht mit Klemmleiste sondern mit Weidmüller Stecker.

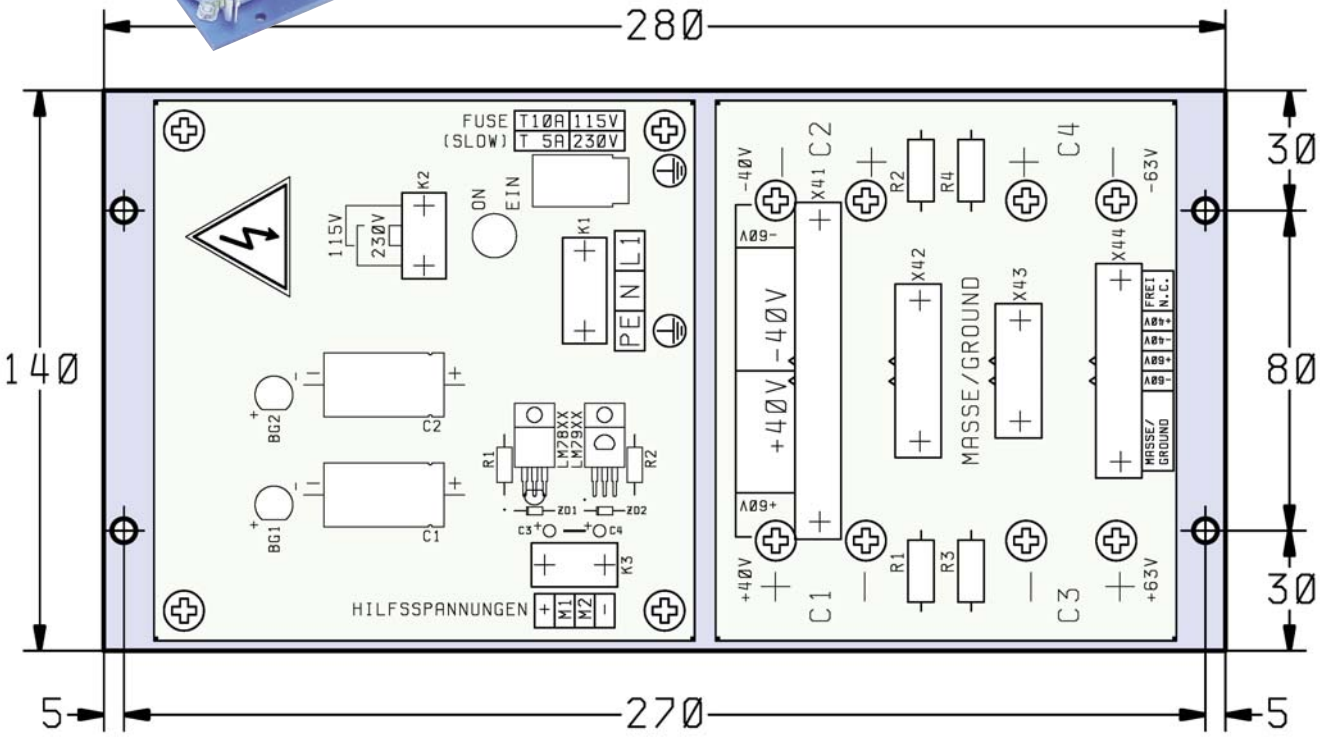

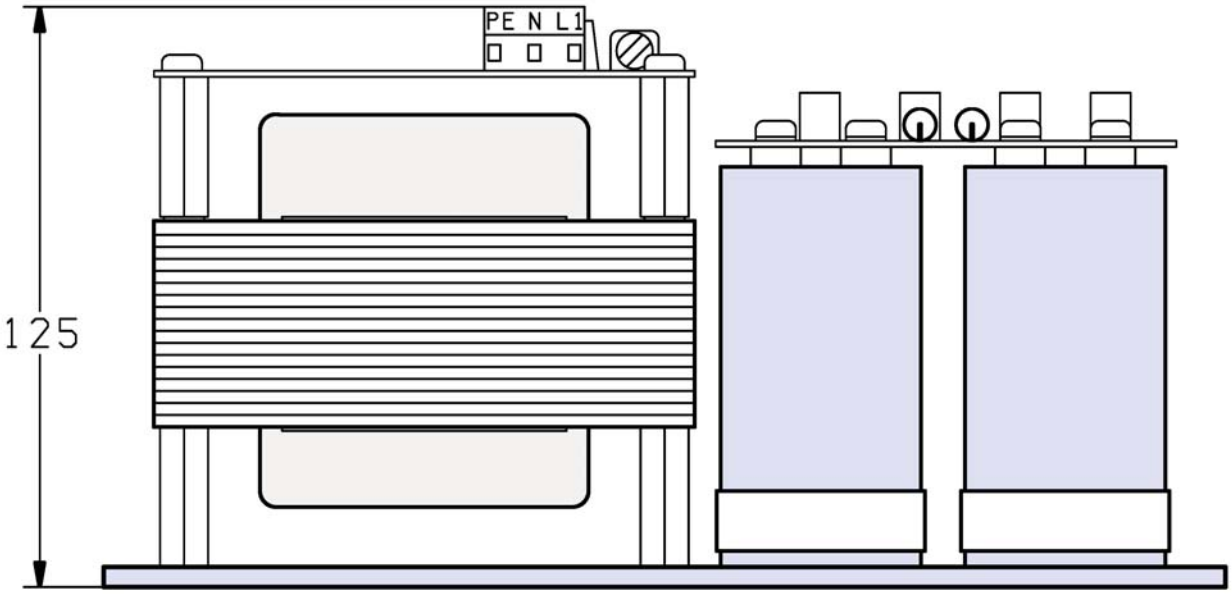

SERVOWATT GmbH, Graevenitz-Str. 1-5, 70839 Gerlingen, Tel: 0049-(0)7156-24041, Fax: -29944, Mail: info@servowatt.de

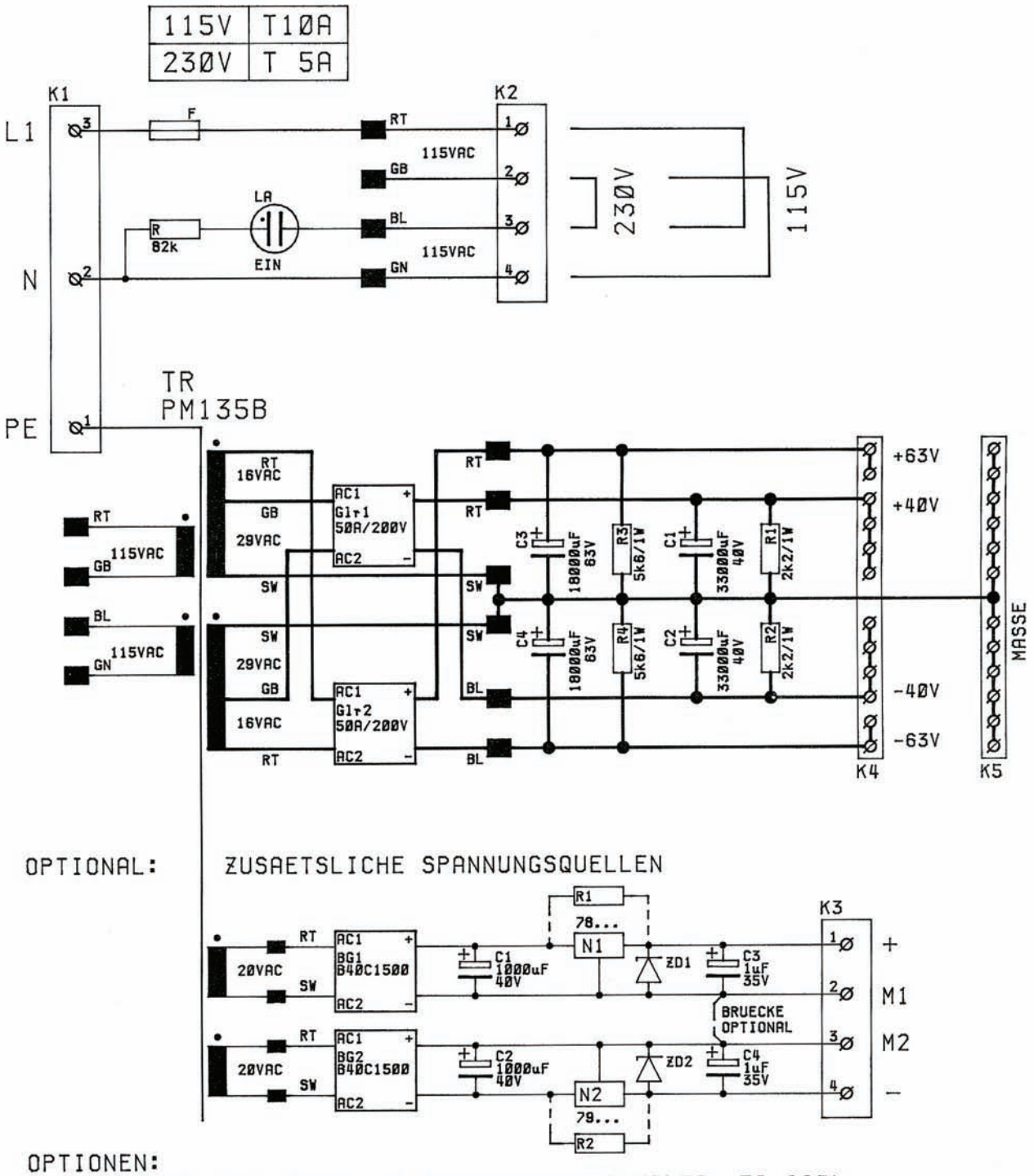

OPTIONEN:
1. N1= 78XX, N2= 79XX (1A-FESTSPANNUNGSREGLER, TO-220)
2. N1=78LXX, N2=79LXX (100mA-FESTSPANNUNGSREGLER, TO-92)
3. STATT N1 UND N2 STABILISIERUNG DURCH Z-DIODEN
ZD1 UND ZD2 MIT DEN VORWIDERSTAENDEN R1 UND R2

SERVOWATT GmbH, Graevenitz-Str. 1-5, 70839 Gerlingen, Tel: 0049-(0)7156-24041, Fax: -29944, Mail: info@servowatt.de



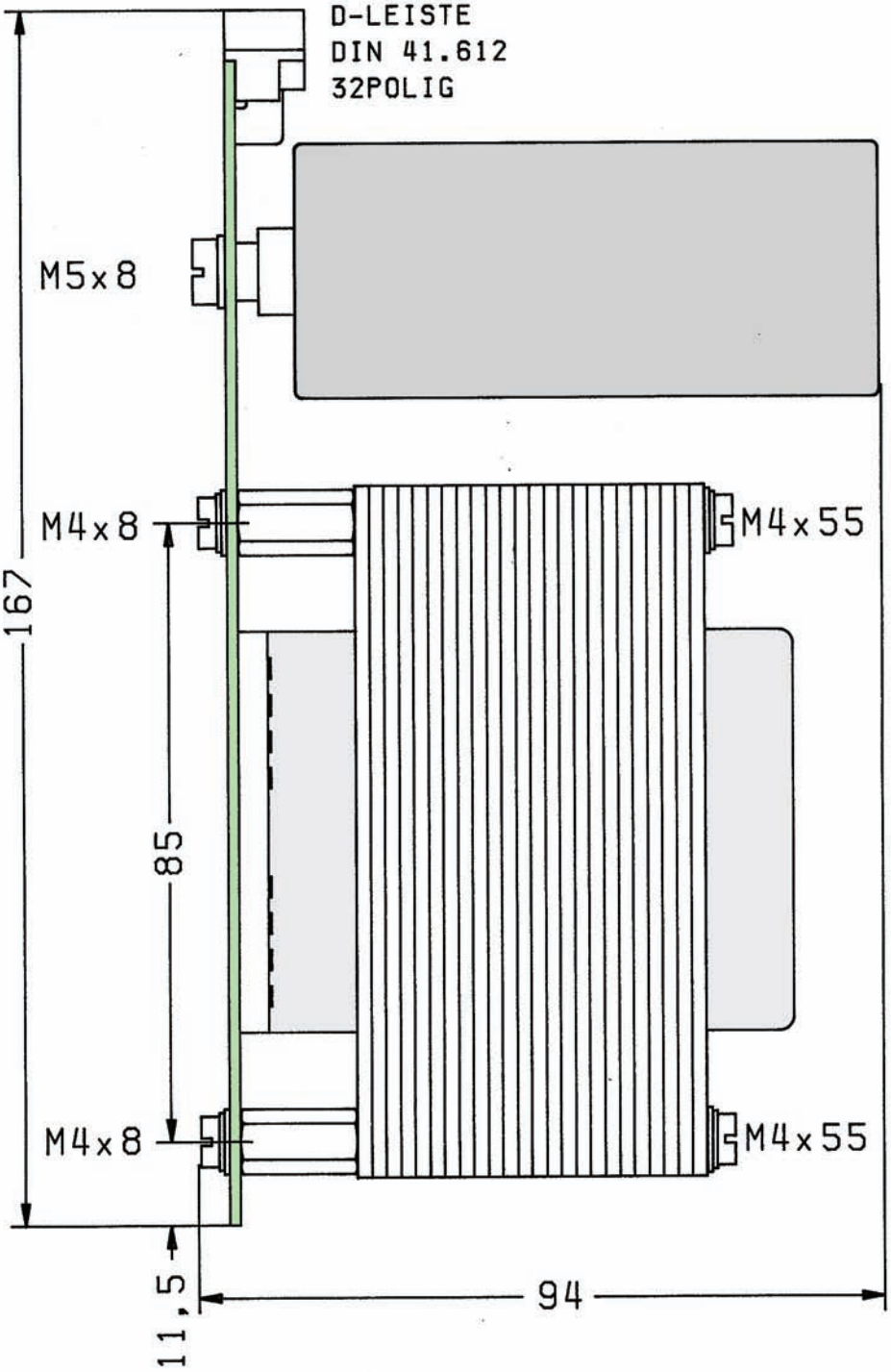

SERVOWATT GmbH, Graevenitz-Str. 1-5, 70839 Gerlingen, Tel: 0049-(0)7156-24041, Fax: -29944, Mail: info@servowatt.de

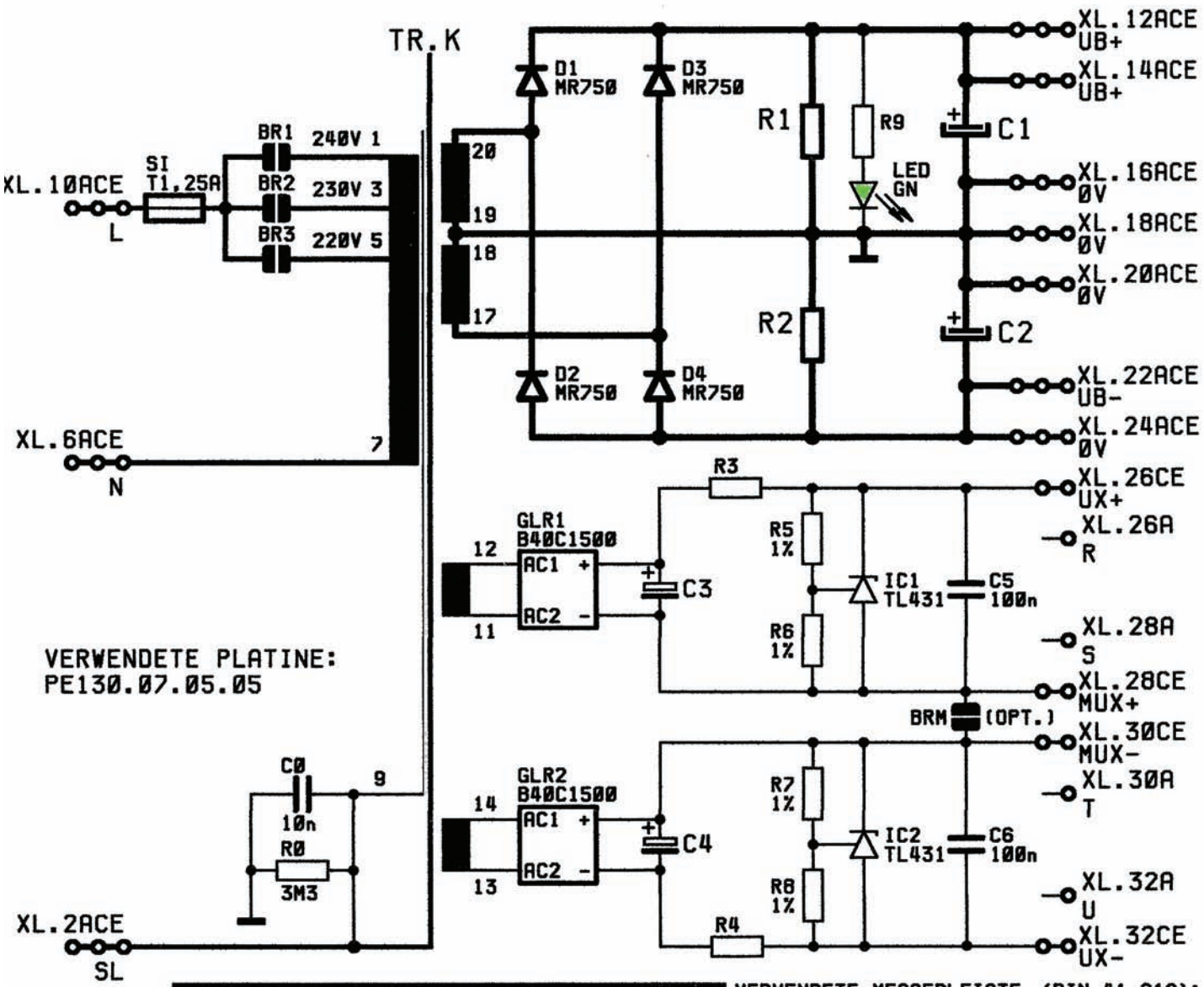

UX+/UX-	R3/R4	Pv (R3/R4)	R5/R7	R6/R8
+-2,5 V	1k5	0,44 W	10k	∞
+-5,0 V	1k2	0,45 W	10k	10k
+-10 V	1k0	0,33 W	30k	10k
+-15 V	0k68	0,26 W	150k	30k

VERWENDETE MESSERLEISTE (DIN 41 612):

- ○ D-LEISTE (32-POLIG, OHNE PIN E)
- ○ E-LEISTE (48-POLIG)
- ○ F-LEISTE (48-POLIG)

C3= _____

C4= _____

UB+/UB-	U_{o+-DC}	TRAFO	C1/C2	R1/R2	Pv (R1/R2)	R9	Pv (R9)
+-35 V	25 V	T126.26	15000u/40V	4k7	0,32 W	8k2	0,16 W
+-46 V	35 V	T126.32	10000u/50V	6k8	0,38 W	10k	0,23 W
+-62 V	50 V	T126.45	6800u/70V	10k	0,47 W	15k	0,29 W
+-85 V	71 V	T126.61	4700u/100V	15k	0,58 W	18k	0,47 W

SERVOWATT GmbH, Graevenitz-Str. 1-5, 70839 Gerlingen, Tel: 0049-(0)7156-24041, Fax: -29944, Mail: info@servowatt.de

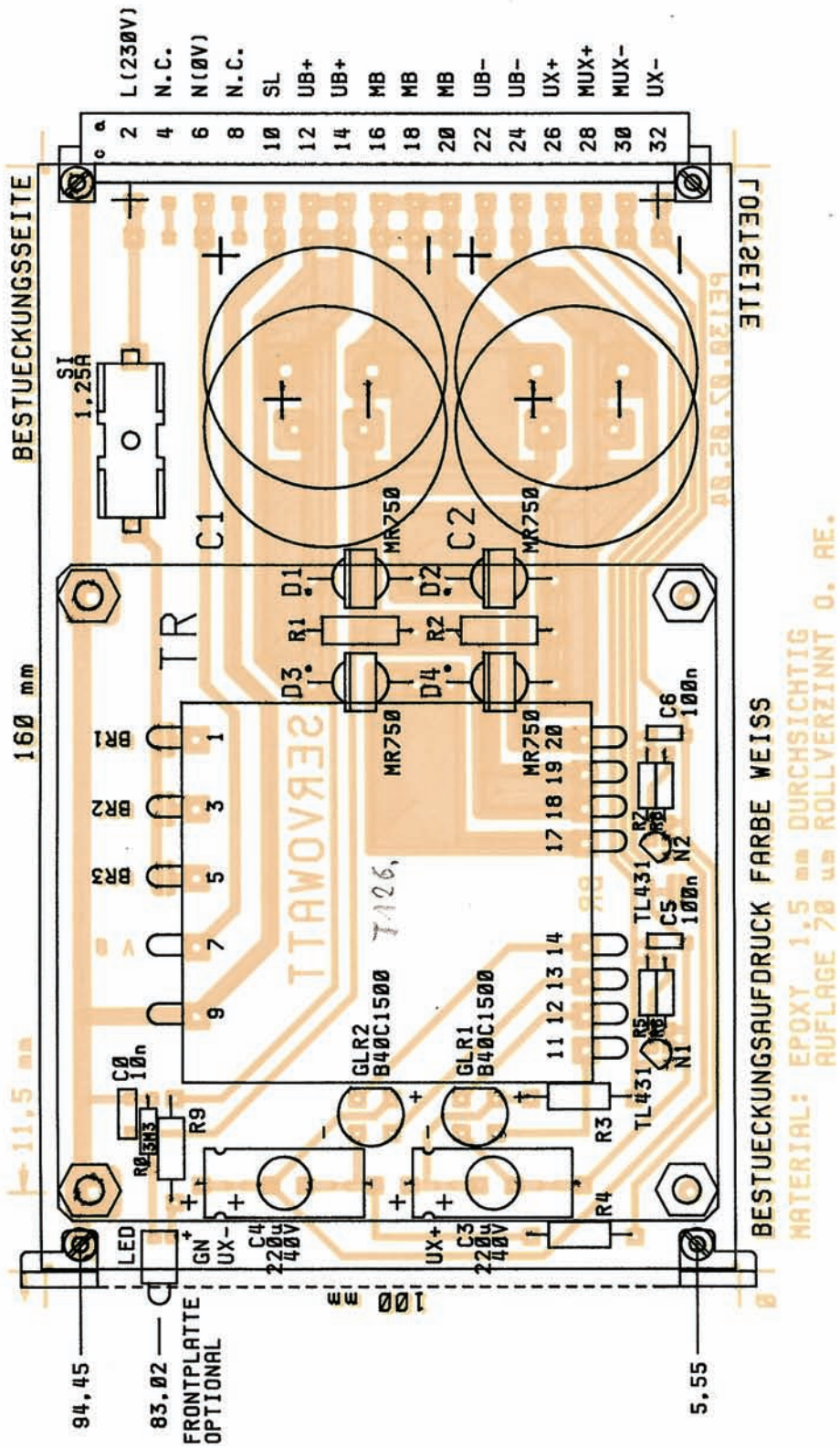

UX+/UX-	R3/R4	Pv(R3/R4)	R5/R7	R6/R8
+-2,5 V	1k5	0,44 W	10k	∞
+-5,0 V	1k2	0,45 W	10k	10k
+-10 V	1k0	0,33 W	30k	10k
+-15 V	0k68	0,26 W	150k	30k

MASSTAB: 1:1

UB+/UB-	U_0 +-DC	TRAFO	C1/C2	R1/R2	Pv(R1/R2)	R9	Pv(R9)
+-35 V	25 V	T126.26	15000u/40V	4k7	0,32 W	8k2	0,16 W
+-46 V	35 V	T126.32	10000u/50V	6k8	0,38 W	10k	0,23 W
+-62 V	50 V	T126.45	6800u/70V	10k	0,47 W	15k	0,29 W
+-85 V	71 V	T126.61	4700u/100V	15k	0,58 W	18k	0,47 W

SERVOWATT GmbH, Graevenitz-Str. 1-5, 70839 Gerlingen, Tel: 0049-(0)7156-24041, Fax: -29944, Mail: info@servowatt.de

MESSERLEISTE BAUFORM D NACH DIN 41.612

PIN			BEZ	KOMMENTAR
2a	UND	2c	L	230VAC-PHASE
4a	UND	4c	N.C.	NICHT VERBUNDEN
6a	UND	6c	N	230VAC-NULLLEITER
8a	UND	8c	N.C.	NICHT VERBUNDEN
10a	UND	10c	SL	SCHUTZLEITER
12a	UND	12c	UB+	POSITIVE HAUPTVERSORGUNG
14a	UND	14c	UB+	POSITIVE HAUPTVERSORGUNG
16a	UND	16c	MB	MASSE HAUPTVERSORGUNG
18a	UND	18c	MB	MASSE HAUPTVERSORGUNG
20a	UND	20c	MB	MASSE HAUPTVERSORGUNG
22a	UND	22c	UB-	NEGATIVE HAUPTVERSORGUNG
24a	UND	24c	UB-	NEGATIVE HAUPTVERSORGUNG
26a	UND	26c	UX+	POSITIVE HILFSVERSORGUNG
28a	UND	28c	MUX+	MASSE POSITIVE HILFSVERSORGUNG
30a	UND	30c	MUX-	MASSE NEGATIVE HILFSVERSORGUNG
32a	UND	32c	UX-	NEGATIVE HILFSVERSORGUNG

SERVOWATT GmbH, Graevenitz-Str. 1-5, 70839 Gerlingen, Tel: 0049-(0)7156-24041, Fax: -29944, Mail: info@servowatt.de

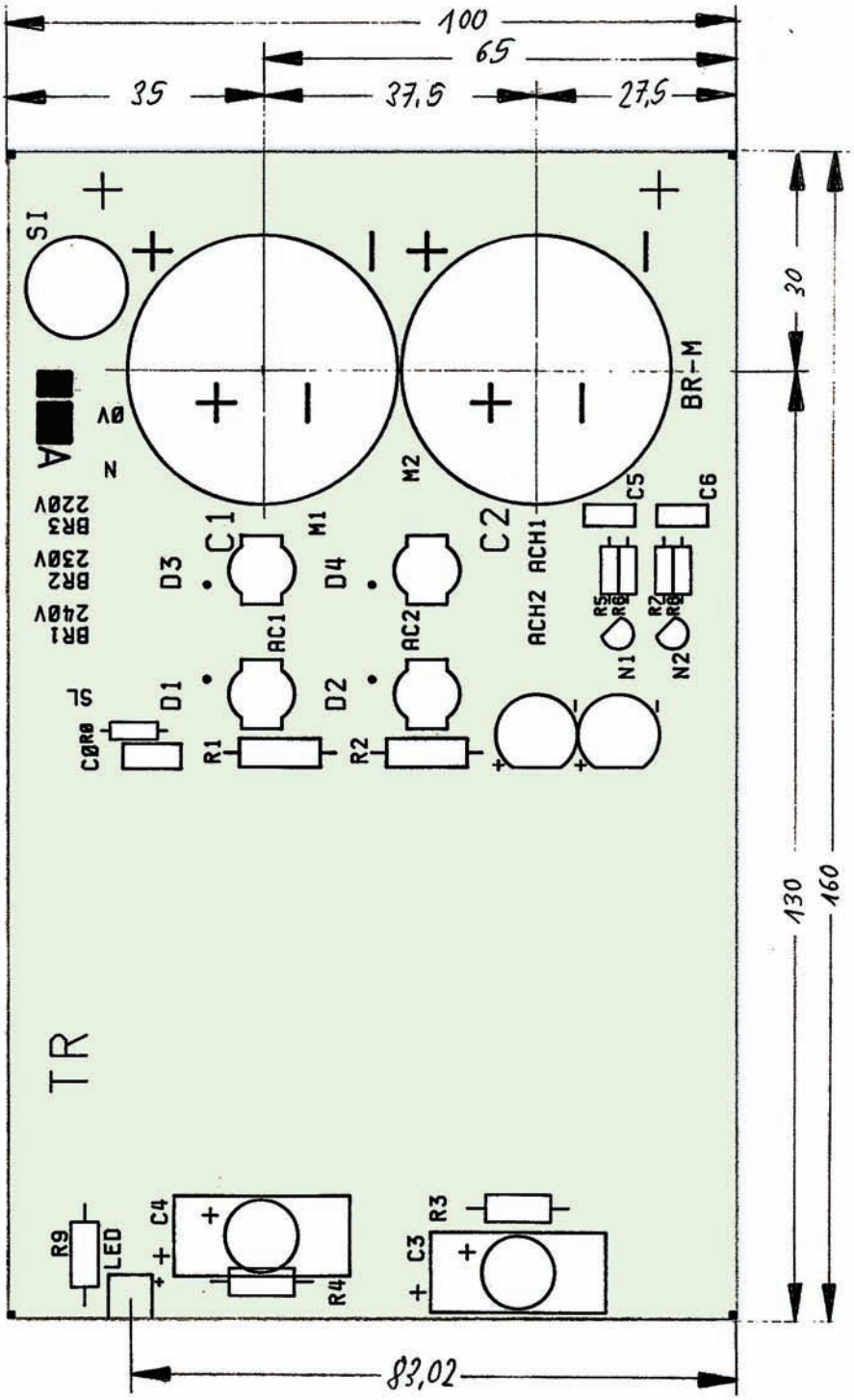

MASSTAB: 1:1

SERVOWATT GmbH, Graevenitz-Str. 1-5, 70839 Gerlingen, Tel: 0049-(0)7156-24041, Fax: -29944, Mail: info@servowatt.de

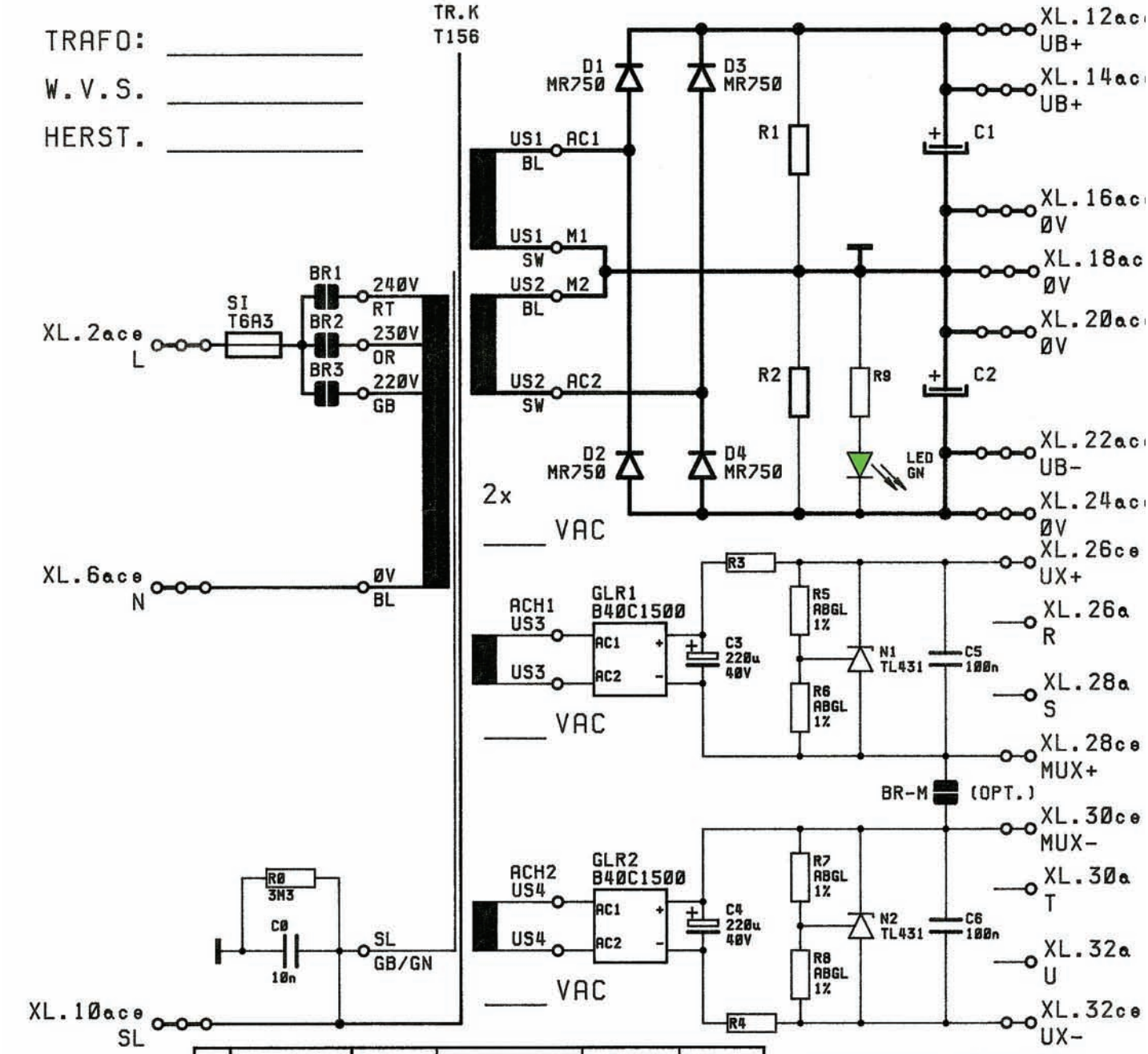

X	UX+/UX-	R3/R4	Pv(R3/R4)	R5/R7	R6/R8
	+-2,5 V	1k5	0,44 W	10k	∞
	+-5,0 V	1k2	0,45 W	10k	10k
	+-10 V	1k0	0,33 W	30k	10k
	+-15 V	0k68	0,26 W	150k	30k

VERWENDETE PLATINE:
PE260.07.05.01

XL:____-POLIGE___-LEISTE

X	UB+/UB-	U_{o+-DC}	TRAFO	C1/C2	R1/R2	Pv(R1/R2)	R9	Pv(R9)
	+-35 V	25 V	T156.26	15000u/40V	4k7	0,32 W	8k2	0,16 W
	+-46 V	35 V	T156.32	10000u/50V	6k8	0,38 W	10k	0,23 W
	+-62 V	50 V	T156.45	6800u/70V	10k	0,47 W	15k	0,29 W
	+-85 V	71 V	T156.61	4700u/100V	15k	0,58 W	18k	0,47 W

SERVOWATT GmbH, Graevenitz-Str. 1-5, 70839 Gerlingen, Tel: 0049-(0)7156-24041, Fax: -29944, Mail: info@servowatt.de

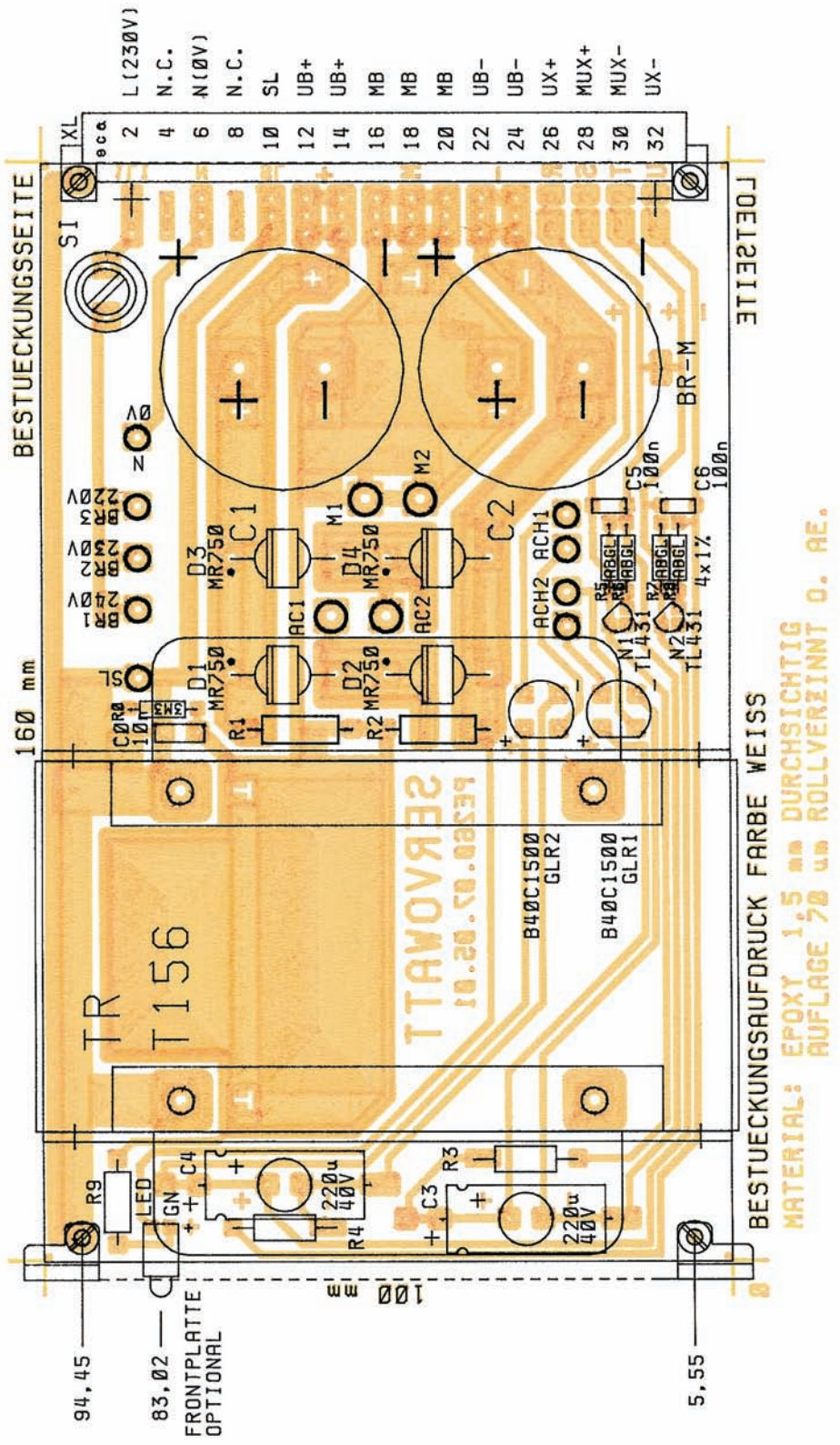

XL: __POLIGE _-LEISTE

MASSTAB: 1:1

X	UB+/UB-	U_o+-DC	TRAFO	C1/C2	R1/R2	Pv(R1/R2)	R9	Pv(R9)
	+-35 V	25 V	T156.26	15000u/40V	4k7	0,32 W	8k2	0,16 W
	+-46 V	35 V	T156.32	10000u/50V	6k8	0,38 W	10k	0,23 W
	+-62 V	50 V	T156.45	6800u/70V	10k	0,47 W	15k	0,29 W
	+-85 V	71 V	T156.61	4700u/100V	15k	0,58 W	18k	0,47 W

SERVOWATT GmbH, Graevenitz-Str. 1-5, 70839 Gerlingen, Tel: 0049-(0)7156-24041, Fax: -29944, Mail: info@servowatt.de